





Lodge Room Plan

Sleeps 32, including 4 staff

- Key**
-  Bedroom
 - (2) Capacity of 2 people
 - S** Staff Room
 -  Shower
 -  Toilet
 - CS Cleaning Store
 -  Disabled Access
 - * Extra mattress possible on floor (4 total)

