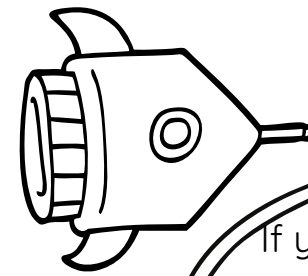


Blueprints








Aim: This challenge is going to give your **communication skills** a workout. Can you and your friend, or your brother or sister, communicate so well with words that you draw the same picture?




If your call doesn't have video, you'll need a way to **send a photo** to each other at the end of each round of the game. Could you use a phone or a computer?

Directions

- 1 Get together with either your brother or sister, or a friend. You can meet **in person** and play this game, either sat together or socially distanced. Or, you can play this game while you're talking **on the phone**, either on a video call or a regular call.
- 2 Both of you will need a pen or pencil and a piece of paper. While you chat, each of you should draw a **simple line drawing** of something. Make sure the other person can't see!
- 3 Decide who will **go first**. It will be your job to **describe** the drawing that you have made. The other person turns over their paper so the blank side is up. It will be their job to **draw** what is described.
- 4 Let's get started! The first person begins to describe their drawing and, as they do, the second person **listens carefully** and draws it on their paper just as they **imagine** the original drawing looks.



P.T.O.



Good luck!

Directions (continued)



- 5 Once you're done, both of you **show** your drawings at the same time. How do they look? If you've communicated like pros then your drawings might look exactly **the same!** Or, if your descriptions have been lost in translation, the two drawings might look **nothing alike.**
- 6 Now, **swap roles.** The first person is the drawer and they need to listen carefully as the second person describes the line drawing that they drew. Will you work as well as **a team** this way around, when the roles are reversed?

This activity is pretty hard. To reduce the level of challenge allow the describer to see the drawer's picture once, part way through. This gives them the chance to see the new drawing taking shape and do better at describing the parts that don't match the original. Or, if you want a harder challenge, make it so the first person can't see what the second person is drawing. Then they're totally in the dark.

What is a blueprint?

The literal meaning of a blueprint is a paper — which is blue — with plans for a building printed on it.

More generally, a blueprint is a guide for making something — it's a design or pattern that can be followed.



You can do it!